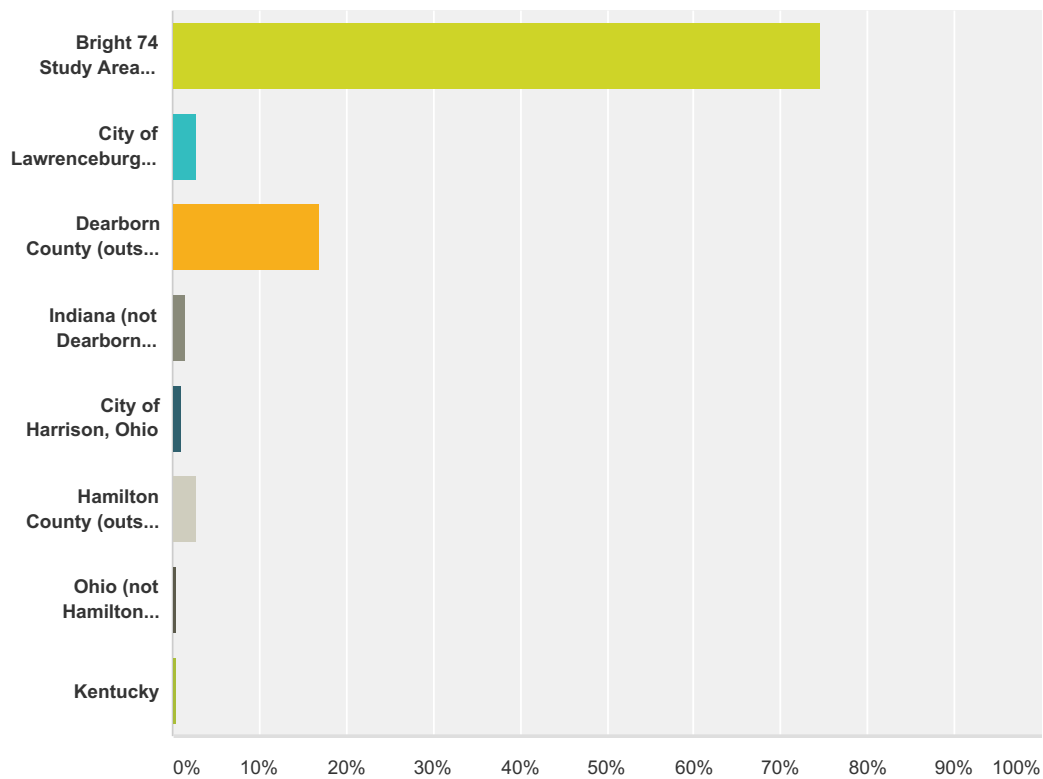


Q1 Where do you live? (Please select the ONE option that BEST applies to you.)

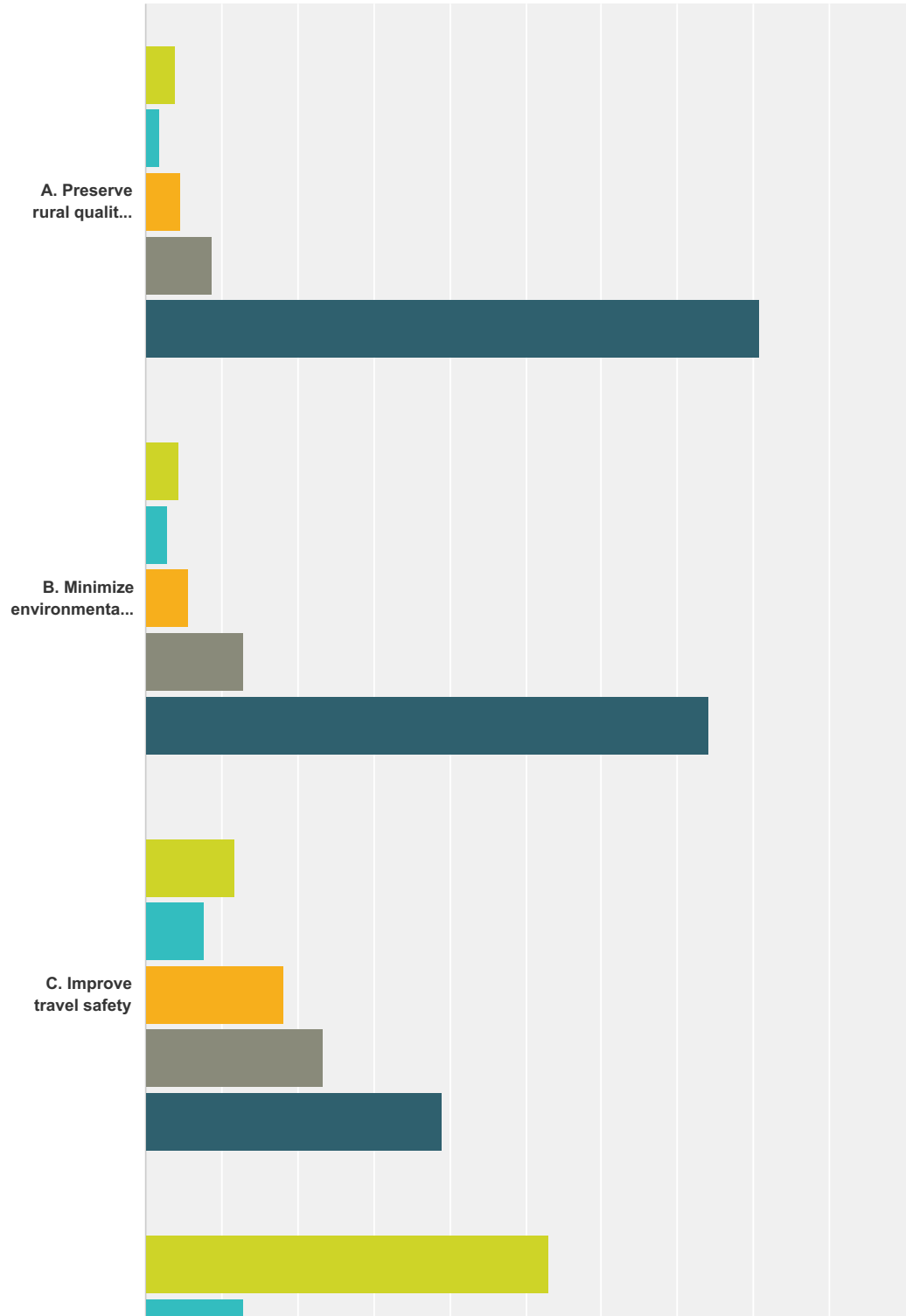
Answered: 505 Skipped: 1

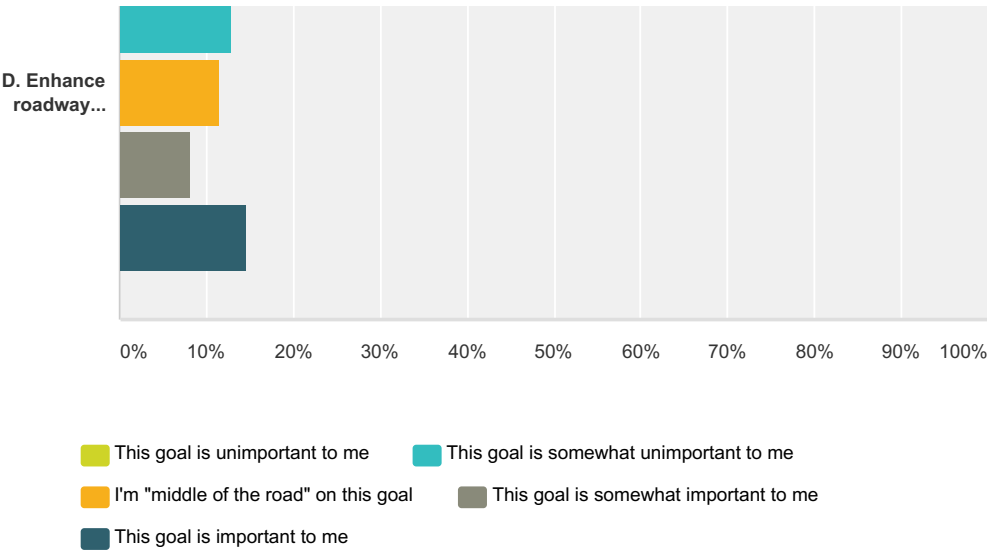


| Answer Choices | Responses | |
|---|-----------|------------|
| Bright 74 Study Area (please refer to the Study Area Map below) | 74.46% | 376 |
| City of Lawrenceburg (outside Study Area) | 2.77% | 14 |
| Dearborn County (outside Study Area & Lawrenceburg) | 16.83% | 85 |
| Indiana (not Dearborn County) | 1.39% | 7 |
| City of Harrison, Ohio | 0.99% | 5 |
| Hamilton County (outside of Harrison) | 2.77% | 14 |
| Ohio (not Hamilton County) | 0.40% | 2 |
| Kentucky | 0.40% | 2 |
| Total | | 505 |

Q2 How important is each Study goal to you? (Please indicate the importance of each Study goal TO YOU by selecting the appropriate column.)*Refer to the table below for a full explanation of each goal to answer this question.

Answered: 506 Skipped: 0

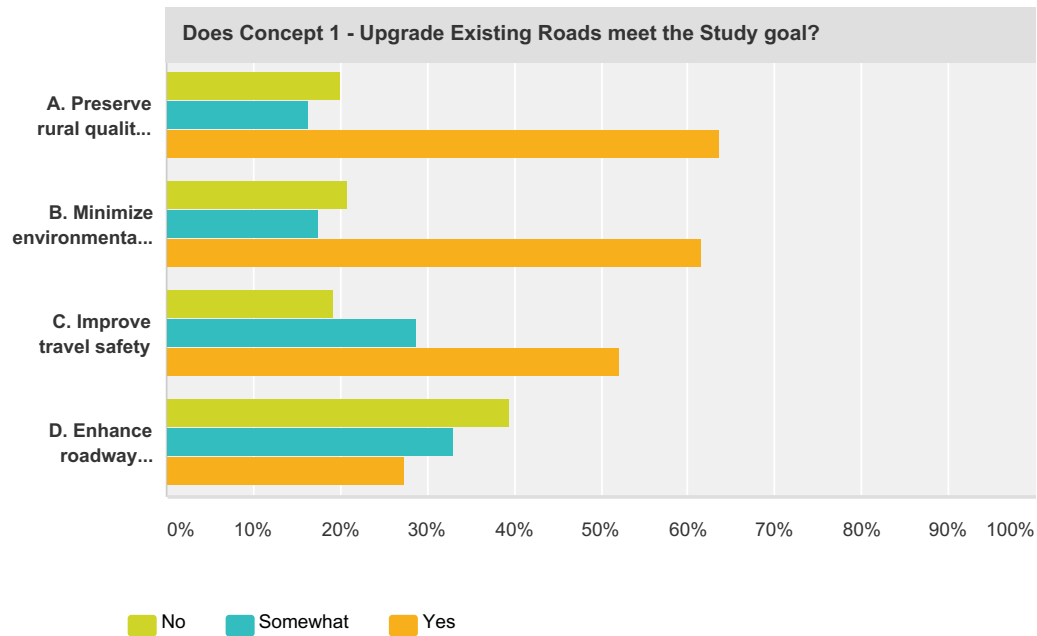




| | This goal is unimportant to me | This goal is somewhat unimportant to me | I'm "middle of the road" on this goal | This goal is somewhat important to me | This goal is important to me | Total |
|---|--------------------------------|---|---------------------------------------|---------------------------------------|------------------------------|-------|
| A. Preserve rural quality of the area | 3.95% 20 | 1.98% 10 | 4.55% 23 | 8.70% 44 | 80.83% 409 | 506 |
| B. Minimize environmental impacts | 4.35% 22 | 2.96% 15 | 5.53% 28 | 13.04% 66 | 74.11% 375 | 506 |
| C. Improve travel safety | 11.66% 59 | 7.71% 39 | 18.18% 92 | 23.32% 118 | 39.13% 198 | 506 |
| D. Enhance roadway connectivity and economic vitality | 52.96% 268 | 12.85% 65 | 11.46% 58 | 8.10% 41 | 14.62% 74 | 506 |

Q3 How well do you think Concept 1 - Upgrade Existing Roads meets the Study goals? (Please SELECT the response indicating how well the concept, IN YOUR VIEW, meets each Study goal.)*Refer to the Concept 1 map below to answer this question.

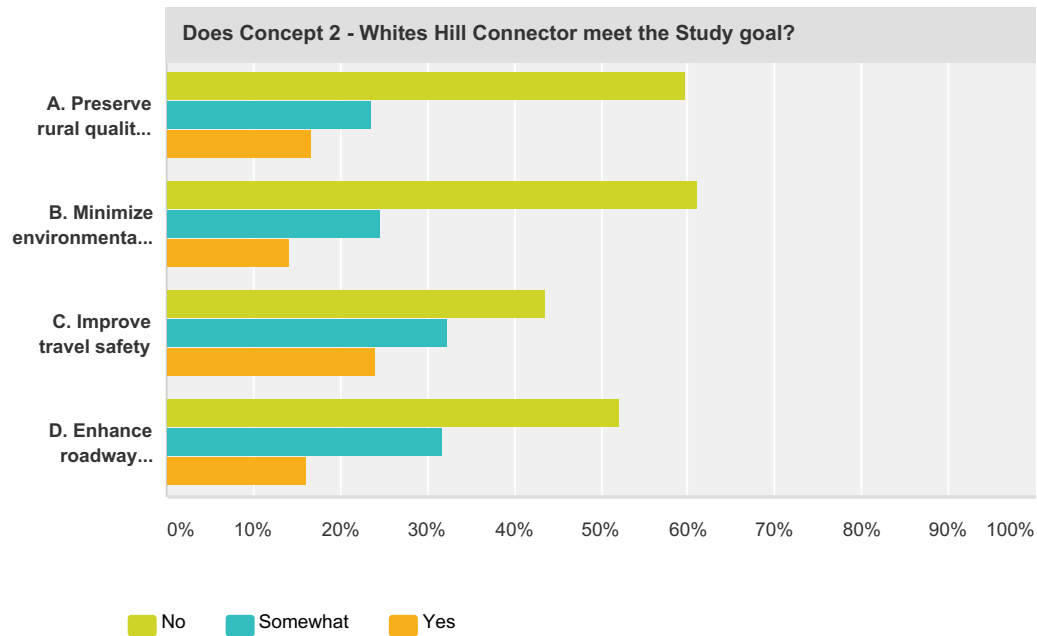
Answered: 497 Skipped: 9



| Does Concept 1 - Upgrade Existing Roads meet the Study goal? | | | | |
|--|---------------|---------------|---------------|-------|
| | No | Somewhat | Yes | Total |
| A. Preserve rural quality of the area | 20.12% 100 | 16.30% 81 | 63.58% 316 | 497 |
| B. Minimize environmental impacts | 20.93% 104 | 17.51% 87 | 61.57% 306 | 497 |
| C. Improve travel safety | 19.11% 95 | 28.77% 143 | 52.11% 259 | 497 |
| D. Enhance roadway connectivity and economic vitality | 39.52% 196 | 33.06% 164 | 27.42% 136 | 496 |

Q4 How well do you think Concept 2 - Whites Hill Connector meets the Study goals? (Please SELECT the response indicating how well the concept, IN YOUR VIEW, meets each Study goal.)*Refer to the Concept 2 map below to answer this question.

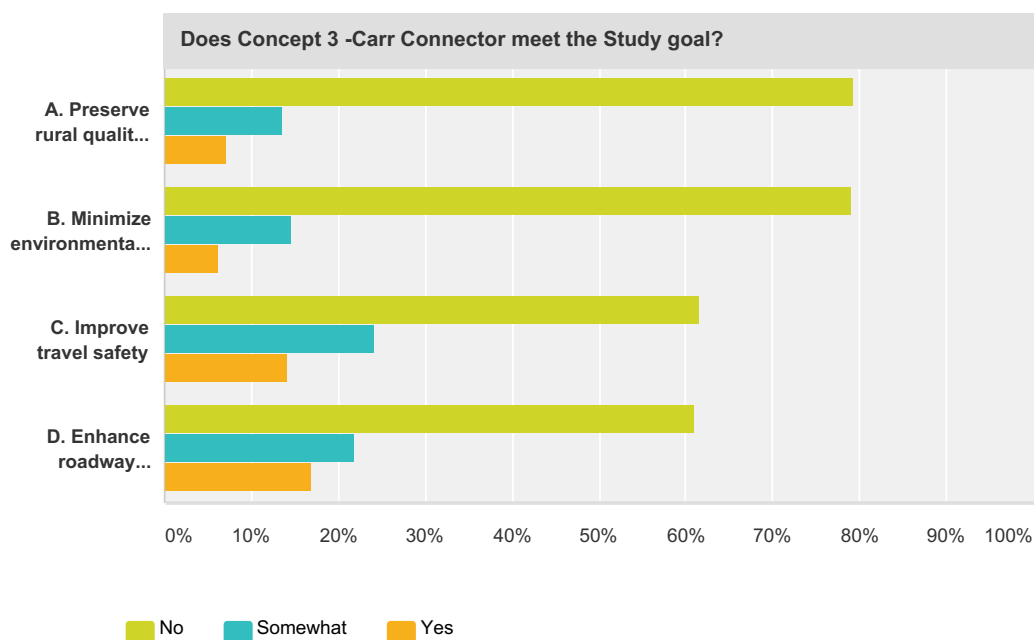
Answered: 497 Skipped: 9



| Does Concept 2 - Whites Hill Connector meet the Study goal? | | | | |
|---|---------------|---------------|---------------|-------|
| | No | Somewhat | Yes | Total |
| A. Preserve rural quality of the area | 59.76% 297 | 23.54% 117 | 16.70% 83 | 497 |
| B. Minimize environmental impacts | 61.17% 304 | 24.55% 122 | 14.29% 71 | 497 |
| C. Improve travel safety | 43.66% 217 | 32.39% 161 | 23.94% 119 | 497 |
| D. Enhance roadway connectivity and economic vitality | 52.11% 259 | 31.79% 158 | 16.10% 80 | 497 |

Q5 How well do you think Concept 3 - Carr Connector meets the Study goals? (Please SELECT the response indicating how well the concept, IN YOUR VIEW, meets each Study goal.)*Refer to the Concept 3 map below to answer this question.

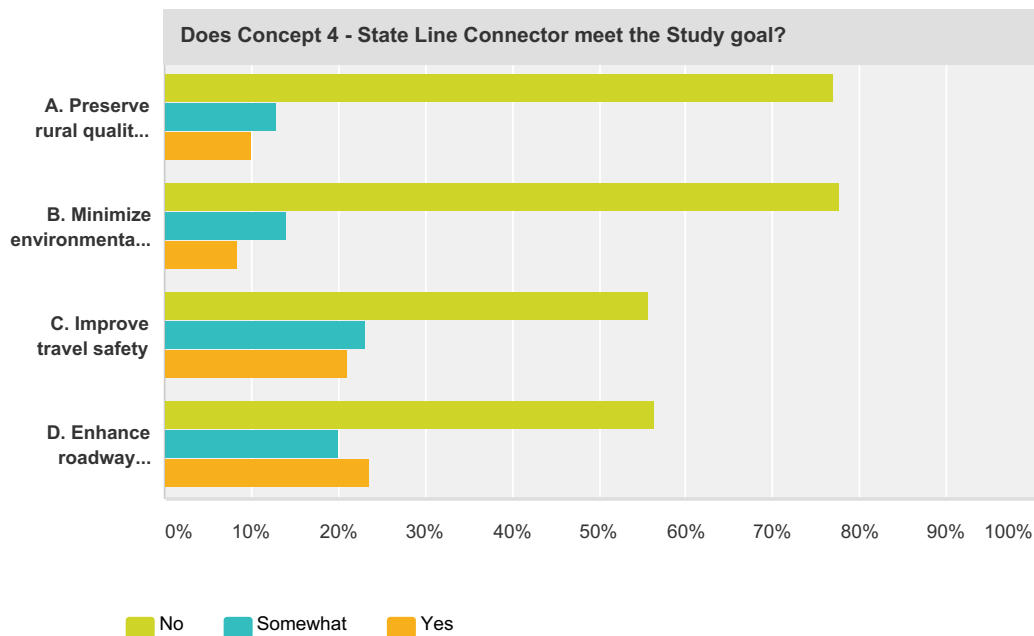
Answered: 500 Skipped: 6



| Does Concept 3 -Carr Connector meet the Study goal? | | | | |
|---|---------------|---------------|--------------|-------|
| | No | Somewhat | Yes | Total |
| A. Preserve rural quality of the area | 79.40% 397 | 13.60% 68 | 7.00% 35 | 500 |
| B. Minimize environmental impacts | 79.20% 396 | 14.60% 73 | 6.20% 31 | 500 |
| C. Improve travel safety | 61.60% 308 | 24.20% 121 | 14.20% 71 | 500 |
| D. Enhance roadway connectivity and economic vitality | 61.00% 305 | 22.00% 110 | 17.00% 85 | 500 |

**Q6 How well do you think Concept 4 - State Line Connector meets the Study goals?
(Please SELECT the response indicating how well the concept, IN YOUR VIEW, meets each Study goal.)*Refer to the Concept 4 map below to answer this question.**

Answered: 497 Skipped: 9



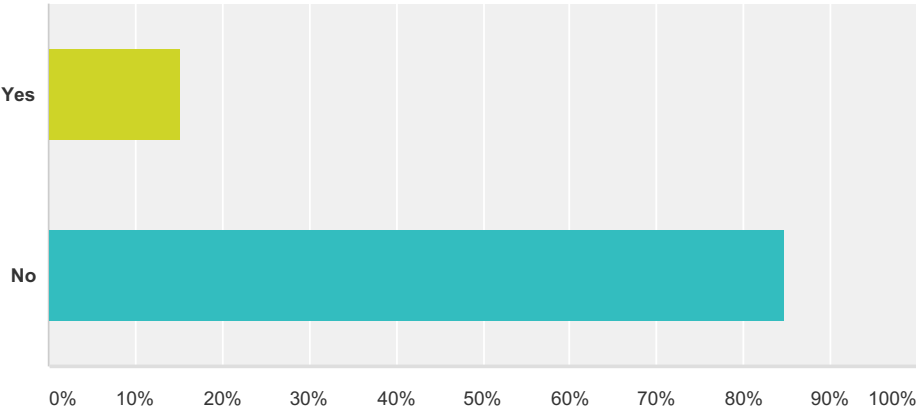
| Does Concept 4 - State Line Connector meet the Study goal? | | | | |
|--|---------------|---------------|---------------|-------|
| | No | Somewhat | Yes | Total |
| A. Preserve rural quality of the area | 77.06% 383 | 12.88% 64 | 10.06% 50 | 497 |
| B. Minimize environmental impacts | 77.67% 386 | 14.08% 70 | 8.25% 41 | 497 |
| C. Improve travel safety | 55.73% 277 | 23.14% 115 | 21.13% 105 | 497 |
| D. Enhance roadway connectivity and economic vitality | 56.34% 280 | 20.12% 100 | 23.54% 117 | 497 |

Q7 Do you have additional comments or suggestions? If yes, please use the comment box below to share other thoughts. Please note the concept name or number, if applicable.

Answered: 276 Skipped: 230

Q8 Did you attend the June 22 Public Open House at East Central High School?

Answered: 469 Skipped: 37



| Answer Choices | Responses | |
|----------------|-----------|-----|
| Yes | 15.14% | 71 |
| No | 84.86% | 398 |
| Total | | 469 |

Q9 If you would like to receive updates on the Bright 74 Study, please provide us with the following information:

Answered: 219 Skipped: 287

| Answer Choices | Responses | |
|---------------------------|-----------|-----|
| Name: | 98.17% | 215 |
| Email Address: | 89.04% | 195 |
| Street Address: | 90.41% | 198 |
| City, State and Zip Code: | 94.52% | 207 |